

LIGHT  
**MIRRORS** 2020



# Passion for Excellence

NUMA, traces its roots back to 1933, when Chimanlal Chhotalal & Co. was founded in Ahmedabad, Gujarat as a wholesaler of picture frames, and over the past 87 years, has grown into one of the leading glass and mirror processors in Gujarat, serving distinguished clients for their bespoke requirements.

NUMA was born out of one such customer's request, and today has evolved into a brand that now serves a wide range of bathroom furniture such as mirrors, cabinets, shower enclosures and accessories.

Today NUMA is sold around the country, and is recognized as one of the finest in the market. Our NUMA studio continuously experiments to seek elegant solutions that enhance the everyday experience of using our products. We scout the globe to research the finest materials that we can incorporate and today NUMA has set a high bar for quality,



**HAREESH KACHERIA**  
Managing Director



**NIRMEET KACHERIA**  
Managing Director

NUMA develops components in-house, working with a team of expert consultants and suppliers, and drawing from the deep pool of experiences. But it is our close association with our clients and designers, that allows us to continuously incorporate feedback, test and release new ideas.

We are happy to be associated with leading retailers across the country, who also share our ethos of premium products and extra-ordinary service.

Our passion is to artistically lead and enhance the living spaces, fulfilling every wish we can.







# The Brand

// The NUMA Story

Taste is both, a sense and a preference; a sensory pleasure and an inquiry into what is beautiful, stylish and unique. Walking into the Falaknuma palace in Hyderabad is a profound experience in curation, it serves up a literal reminder that good taste exists in perpetuity. The palace is a large canvas, a continuous narrative of opulence, grandeur and above all, provenance, that can only be tracked back to the legendary Nizam's of Hyderabad.

Falaknuma or "*Mirror of the Sky*", "*Reflection of Heaven*" truly is. It regales you with its magnificent design, views and collections. NUMA is founded on the same passion as our source of inspiration. Objects that are beautifully made, and with a respect for dignity, culture, art and beauty, are the most noble of objects.





# The Experience

// Nothing is taken for granted,  
nothing unconsidered.

## # bespoke

Anything we experience in this world, is always a combination of utility and emotion. At NUMA, we cater to your personal aesthetics. Tailored to your taste and made to measure, it's the considered and inspired extra touches of service to make sure you get what you want.

Bespoke is a process that should never be rushed, as taking the time to build a great relationship is as much as a part of the pleasure as ordering and owning a custom product.

The most important thing is that our customer should always be satisfied.





# The Promise

// Our strength is our love for  
craftsmanship.

An unmistakable sense of design, lavish details, bespoke services and elegant living forms our compass. As designers, as craftsmen, we make thousands of interlocking decisions when we plan details, functionality, and durability. From the palette of materials, processes, finishes, textures to the inclusion of touches that elevate the overall experience, we envision, observe, learn, prototype, debate, embrace, reject, critique, agonize and introspect.

The value of aesthetic aspects is augmented by absolute technical excellence; trust underlies our understanding of what prestige means and we've engineered our product using high quality materials and components, from mirrors to lighting. Our focus on technique, artistry and detail reflects in every piece, it's an embodiment of our existence.





# The Feel

// Impressions on reflection

The mirror represents a beautiful dichotomy; while one encounters transcendental moments in front of a mirror to reflect upon experiences, at the same time, the reflection also represents a means to organize and assemble the physical self. In a world, where first impression matter, our self-perceptions are equally important, as they influence our self-esteem and confidence.

There are moments, when nothing is quite so satisfying, as looking into the mirror and feeling genuine pleasure on a new style, a dress or an achievement. But that merely is not enough. We must also see what our real selves could be and grow into that. These self-realizations drive our motivations and give us inner strength.

At NUMA, we believe people grow when they feel beautiful, confident and see themselves in the fulfilment of their own potential.






## // Features



PURE - WHITE MIRROR  
EUROPE



WALL WASH  
FLOAT



STAIN-RESISTANT COATING



SENSOR



LED LIGHTING




SVAR : NUMA MUSIC



SMART DIMMING



BESPOKE SIZES




DE-FOGGER



PRO STYLE





## // True Reflection



Discover the combination of pure-white mirrors and brilliant lighting, designed to achieve a precise mirror image which is perfect for your grooming and makeup needs.

NUMA's PRO-DIM technology uses the DALI lighting control system which allows you to custom set lighting levels for task as well as mood lighting.

### PURE WHITE MIRRORS

Evenly illuminate  
your face

Ensure even and accurate  
colors in your makeup



Eliminate bright-spots  
and dark-shadows

Experience confidence  
and comfort

**SOFT WHITE**  
2700K

**WARM WHITE**  
3000K

**DAY-LIGHT**  
4000K


WARM  
COSY  
COMFORTABLE

READING  
TASK  
DETAIL-ORIENTED

### LIGHTING SPECIFICATIONS

**KELVIN:** 2700K-3000K-4000K | **CRI:** 90+ | **R9 value:** 50+ | **Lumens per watt:** 110 | **Watt/M:** 24





Pure-white Mirror  
High Corrosion Resistance, EUROPE



Rust-Resistant  
Tray



F+W  
Profile

LumiForm  
Profile

PRO  
Profile



Low Power Defogger



Stainless Steel Corner Cleats



Extruded Diffuser - Satin



Brush  
Seal



Stain-Resistant  
Mirror Protection



High Performance Adhesives



Wave-Sensor




Reflective Coatings



High - CRI 90+ LED Lighting



IP67 Rated Driver



Carbon Steel Rivets



Certified Cables




Color Coded Connectors





# PRO


// Devoted to Highest Quality



NUMA PRO now features a profile that projects a tapered, sleeker form when viewed from the side, and allows light design in the mirror to be as little as 5mm away from the edge; the resulting aesthetic feels bolder and more modern.

The new profile also sports an option to integrate recessed lighting, which creates an excellent floating effect; the mirror feels as if it's hovering above the wall. You can choose this lighting to emanate on any or all sides of the mirror.






—  
PRO UNO



—  
PRO TVA V




—  
PRO TVA H




—  
PRO LUMA





**PRO MODEL 1:**  
**Only Front Lighting**

With PRO, select from over 16 designs for your front illumination requirements, whether you are looking for task lighting, pure aesthetics or the combination of the two.



**PRO MODEL 2:**  
**Front Lighting + Wall-Wash (Float)**

Integrate front illumination with the stunning Wall-Wash (Float) effect through diffused, recessed lighting that gently illuminates the wall behind the mirror, creating a feeling as if the mirror is floating in air.







# FORMA

// Shape Atelier

The dynamism inherent in shapes comes alive in NUMA's free-form collection, with the ability to express creativity in myriad ways.

Choose from a selection of 8 standard forms – Round, Medallion, Oval, Pentagon, Hexagon, Trapezoid, Pear, and Pebble or specify one that matches your needs.



Oval Horizontal



Pentagon



Hexagon



Rain Drop

Medallion



Round




Oval




Hexagon





# F+W

// Born from Lighting-Designers



Working with leading lighting designers, NUMA has created the F+W series to provide tailor-made solutions for wall grazing, accentuating niches and to create a beautiful floating effect.



### Front-Illumination

Light emanating from the mirror works as an excellent task lighting source, perfect for grooming and makeup needs. You can select from our studio designs for a perfect accent.




### Night Light

A programmable feature on your F+W that gently illuminates your vanity in a shade of gentle blue. Pre-set a time for it to switch on and switch off.




## // Features



### Float

Designed to illuminate the wall at an angle, the Float features recessed diffused lighting behind the mirror that makes us feel as if the mirror is hovering directly above the wall; Float is a dramatic highlight that elevates any bathroom.



### Wall-Grazing


With an edge-lit profile that throws light at a longer distance than Float, Wall-Grazing illuminates mosaics, and highlights wall surface textures, creating dramatic shadows. When placed in a niche, F+W bounces light off the neighboring walls, creating an excellent fill light when standing in front of the mirror.





**F+W MODEL 1:**  
**Wall Grazing Top & Bottom**  
 + Optional Front Illumination

The F+W series creates visually stunning lighting with a longer fall-off effect, perfect for highlighting mosaics, granites, marble and more; the Model 1 features wall grazing on mirror top and bottom.




**F+W MODEL 2:**  
**Wall Grazing Left and Right Sides**  
 + Optional Front Illumination

The Model 2 features wall grazing on the two vertical sides on the mirror; perfect for niches, where the lights bounces of the surrounding walls, creating a beautiful fill light.



**F+W MODEL 3:**  
**Wall Grazing All Sides**  
 - Optional Front Illumination

The Model 3 features wall grazing on all sides of the mirror, perfect for illuminating niches with mosaics, premium granites, stones and more. You can add optional front illumination, with over 16 designs to choose from.



**+ Optional Night Illumination**


A strip of blue gently illuminates your vanity, perfect for bathrooms after dark; you can pre-program the night illumination to switch on and switch off at desired times.





# LumiForm


// **Bold New Sophistication**



Timeless, framed mirrors add a bold, sophistication to any space. LumiForm features a bevelled edge frame over the mirror, embedded with diffused lighting angled towards the mirror for the perfect glow.

Available in dual finishes Black & Champagne, LumiForm complements the emergence of framed, grid enclosures in bathrooms today.





**LUMIFORM MODEL 1:**  
**Only Front Lighting**

LUMIFORM features a sleek envelope of light on all 4 sides of the mirror; the diffused light, streaming at an angle creates the perfect illumination for all your grooming and makeup applications.



**LUMIFORM MODEL 2:**  
**Front Lighting + Wall-Wash (Float)**

The LUMIFORM profile features a recessed wall-wash lighting at the rear, gently illuminating the wall for a beautiful floating effect.





# Design


// Theatre of Life

NUMA's designs draw inspirations from our rich cultural heritage, intricate geometries, natural phenomenon and abstraction to create visual patterns that transform into stunning light installations.





## // Sea of Light



Darya-I-Noor (Sea of Light), the historically significant pink diamond, extraordinarily majestic in its size and beauty, and one of the largest diamonds ever known, traced its history through three emperors and is celebrated today as one of the crown jewels. Each cross on NUMA's Sea-of-Light represents a carat, an ode to the 186 carats, originally believed to be 400, in the prodigious Darya-I-Noor.


## // ARTE



ARTE is inspired from the historical Indian art forms and aesthetics. Featuring a rich motif, pop-artsy in its treatment, ARTE is perfect for spaces that feature mix of traditional and contemporary design. The brilliant lighting, is perfect for makeup and grooming applications.




## // Banaras



Inspired by the gorgeous silk-weaving traditions of the city of Varanasi, Banaras is intricate, with the interlaced design evocative of the opulent 'zari' of Banarasee sarees. The sarees are legendary for the sheer hard work and skill that goes into creating each piece. At NUMA, the Banaras is an outcome of an intensive creative process, with love and attention poured into all details.


## // Alamkara



Alamkara denotes an extraordinary turn given to an ordinary expression; the application of which essentially enhances the inherent beauty of the genre, be it literature or music. Alamkara's mirror design is transformative, exceptional, with two circular ornamental rings, evocative of fine jewelry and full of captivating details.



## // Primo



PRIMO is bold, geometric and stunning; PRIMO's sharp, playful arrangement of triangles, when lit, create a striking spectacle that entirely transforms the surroundings. PRIMO is perfect for modern spaces, complementing a palette of bold, luxurious materials.


## // Leaf



Intricate designs of nature, Adorning the swaying branches. LEAF has incredible details; when lit, the veins are brought to life, forming a beautiful pattern. This design is a testament to our commitment to creating unique pieces. LEAF is perfect, as a highlighter, for living spaces as well as bathrooms. For higher illumination, combine LEAF with a TVA HZ border.




## // Sunrise



Wherever you go, no matter the weather, always bring your sunshine. Like the sun harnesses energy comes from within and represents the fuel of life, Sunrise aims to inspire, with millions of rays and boundless optimism.


## // Samon



The stylized, meditative form of Japanese rock gardens, with its precisely clipped shrubs, artfully arranged rocks and raked sand, forms the basis of an inspiration for this design. Samon is the act of raking gentle patterns in sand, recalling waves or ripples in water, allowing practicing monks to hone their focus and concentration.




## // Storm



STORM is electric; It radiates energy, it's beautiful in its abstraction. Inspired by the lightning patterns in the sky, STORM creates a dramatic presence, whether it's your living or bathroom space. The lighting is perfect for makeup and grooming as it evenly illuminates your face.


## // Orion



ORION, a prominent constellation, is also an instrumental, progressive rock piece by Metallica that is a proof of their outstanding technical prowess. The bass's sheer energy and spacey bridge in between inspires the design of our mirror. ORION is free, unbound and it radiates. ORION is perfect for post-modernist spaces, complementing a palette of bold art-works.




## // Cosmic



There's nothing more beautiful than falling in love. COSMIC is a theatre, a celebration of the immense power of design. Crafted with a break-through etching process, COSMIC features intersecting geometries. Our signature mirror is sure to elevate your space and all-around.


## // Gyres



Gyres, massive swirling currents of water, function as ocean's bloodstreams as they convey nutrients and marine life across vast distances. An essential part of our ecosystem, they signify flow of energy and vitality, and ensure stability of life on earth.




## // TRIA



TRIA features nested triangles border with the pattern inverting at the cone. A restrained geometric design, TRIA is perfect for spaces that need softer, understated styling. It can also be used as a highlighter for living as well as bathroom applications.

## // LINES



LINES is minimalist, it's simplicity is in the repetition of lines, it's craft in the etching of ultra-thin forms. LINES is also modernist; the name and design refer only to itself. LINES is perfect for contemporary settings, with a subtle presence.




## // Vortex



At the heart of the whirlpool is a great silent place, where all energy is concentrated. And there, at the point of concentration, is the Vorticist. Around the time of the first world war, England's first radical avant-garde group, Vorticists, embraced art which celebrated the energy and dynamism of the modern machine age, and declared an assault on traditional British representations.

## // Affiniti



The very first evidence of accessory in human culture, observed in a 4,500 year old statue was the bangle style bracelet. Still beloved by trend-setters and jewelry lovers, the bangle continues to be a part of pop culture. Affiniti alludes to this ornament's romantic and amorous connotation.



# PRO-DIM

## Scene 1

**Time:** Day, 7am to 6pm

**Illumination:** Bright

**Application:** For task lighting, grooming and makeup



PRO-DIM, an optional upgrade available on all NUMA Light-Mirrors features advanced bluetooth based controller with a real-time clock that allows you to customize lighting for all zones\* in your NUMA mirror.



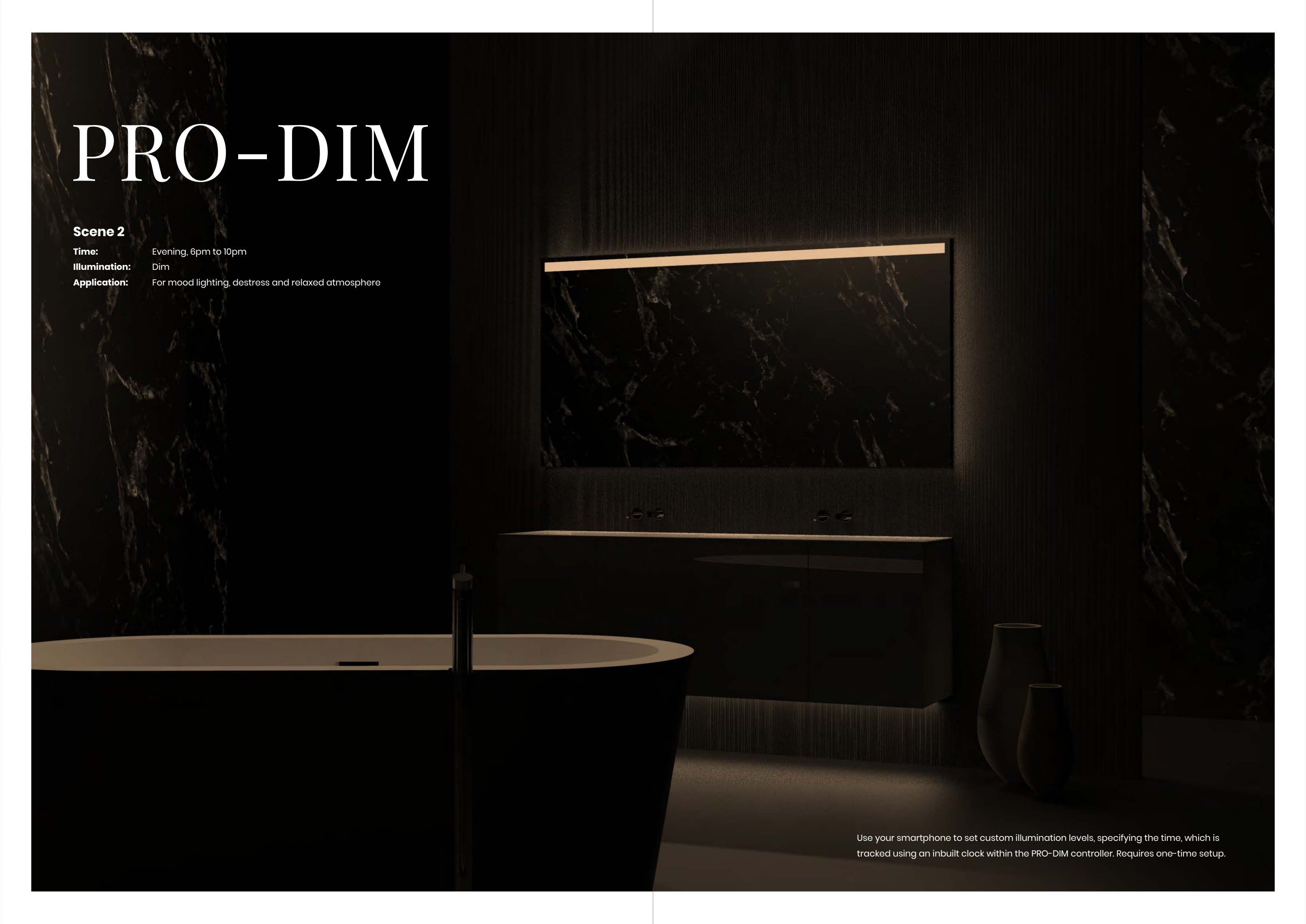
# PRO-DIM

## Scene 2

**Time:** Evening, 6pm to 10pm

**Illumination:** Dim

**Application:** For mood lighting, destress and relaxed atmosphere



Use your smartphone to set custom illumination levels, specifying the time, which is tracked using an inbuilt clock within the PRO-DIM controller. Requires one-time setup.



# PRO-DIM

## Scene 3

**Time:** Night, 10pm to 6am

**Illumination:** Night-Light

**Application:** Soft highlight of vanity in dark



With PRO-DIM, you can upgrade for Night-Light, which features a sleek blue strip of diffused light, that gently highlights your vanity for use in dark.



# SVAR


// Concert for you bathroom

With NUMA-SVAR, you can upgrade any NUMA Mirror with the ability to play music. The Mirror vibrates 20,000 times a second to deliver an enthralling sound.

Use your phone or tablet to connect with the NUMA and stream music of your choice.







*Light  
Forest*


SET OF 3 LIGHT MIRROR PANELS  
concept by Functional Forms, Auroville

*studio*  
NUMA

BESPOKE DESIGNS | INSTALLATIONS | ARTIST COLLABORATION



# PRO



## Base-Model

**Dimensions:**  
Bespoke Height x Bespoke Width x 48mm

**Mirror:**  
6MM low-iron mirror with corrosion resistance  
Hydrophobic coatings for stain resistance

**Body:**  
Powder-coated aluminum + rust-resistant steel frame  
Profile Finish: White

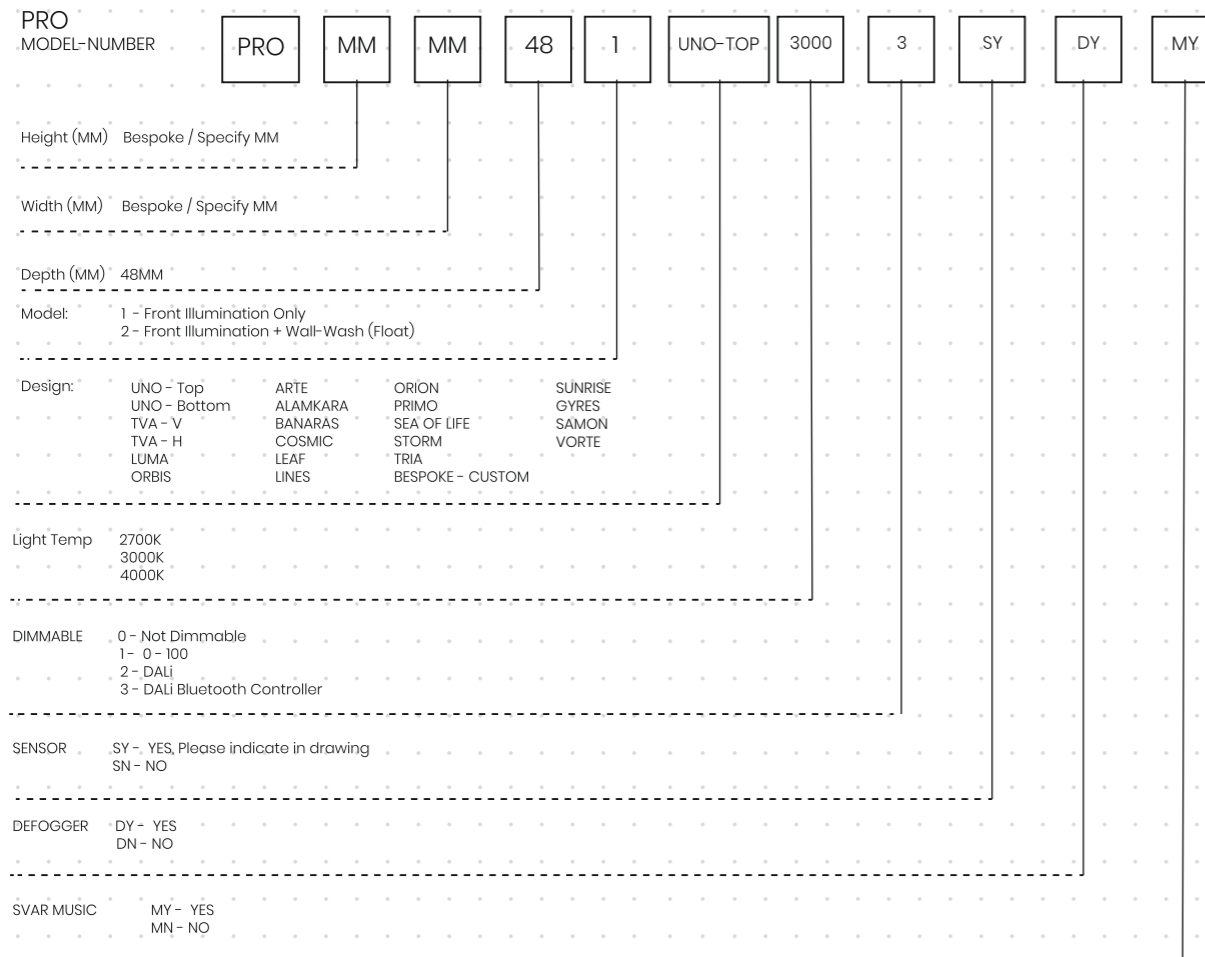
**Lighting:**  
Front illumination: *IP20 LED, CRI 90+*  
IP67 Driver with secure, color-code connectors

**Accessories:**  
Wave sensor  
Defogger


## Upgrades

**Lighting:**  
Wall wash (Float) : *IP67 LED, CRI 90+ with acrylic diffuser*

## Model Key



# F+W



## Base-Model

**Dimensions:**  
Bespoke Height x Bespoke Width x 48mm

**Mirror:**  
6MM low-iron mirror with corrosion resistance  
Hydrophobic coatings for stain resistance

**Body:**  
Powder-coated aluminum + rust-resistant steel frame  
Profile Finish: Black

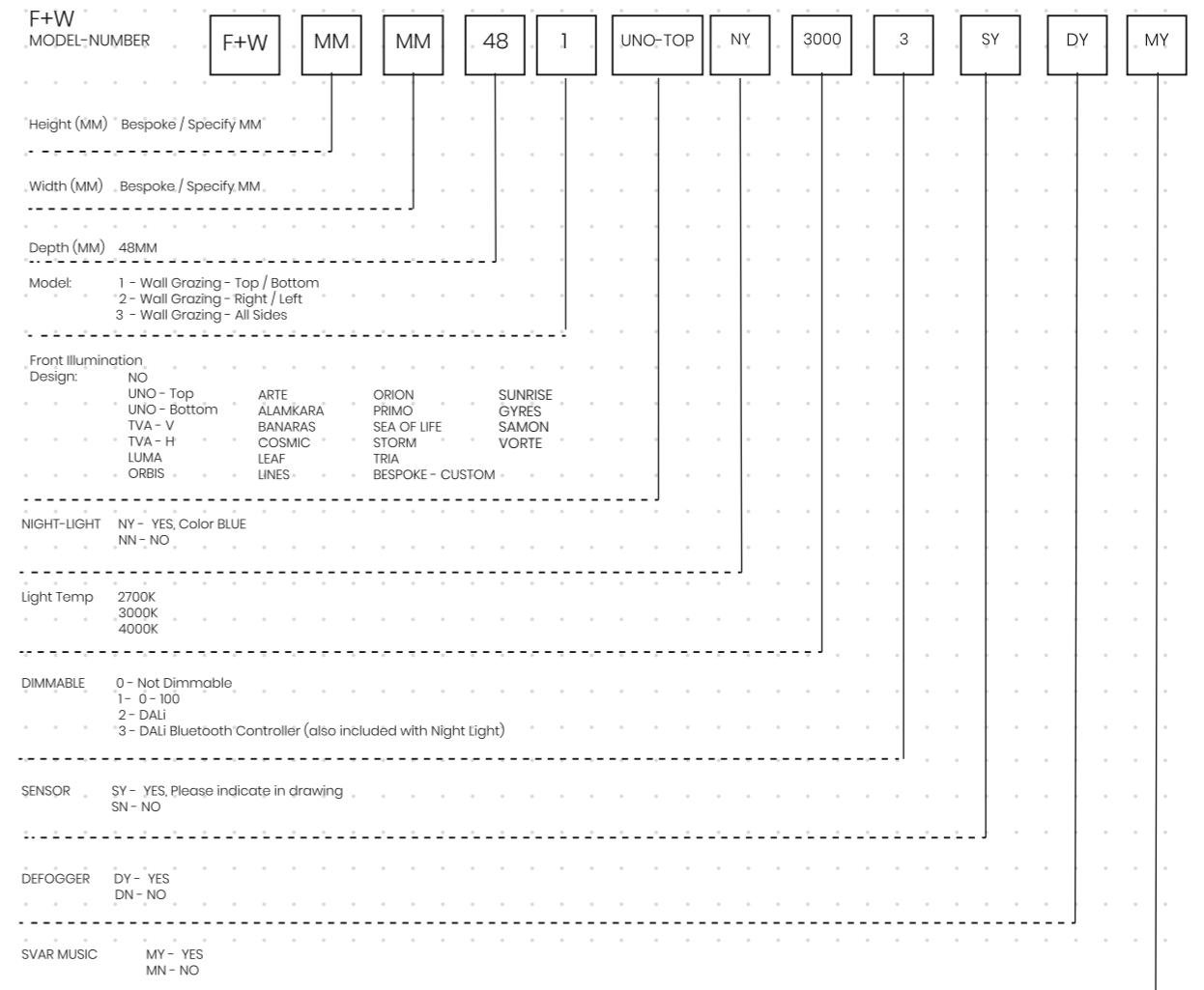
**Lighting:**  
Wall Grazing: *IP67 LED, CRI 90+ with acrylic diffuser*  
IP67 Driver with secure, color-code connectors

**Accessories:**  
Wave sensor  
Defogger

## Upgrades


**Lighting:**  
Wall wash (Float) : *IP67 LED, CRI 90+ with acrylic diffuser*  
Front illumination: *IP20 LED, CRI 90+*

## Model Key





# LUMIFORM



## Base-Model

**Dimensions:**  
Bespoke Height x Bespoke Width x 48mm

**Mirror:**  
6MM low-iron mirror with corrosion resistance  
Hydrophobic coatings for stain resistance

**Body:**  
Powder-coated aluminum + rust-resistant steel frame  
Profile Finish: White

**Lighting:**  
Front illumination: *IP20 LED, CRI 90+*  
IP67 Driver with secure, color-code connectors

**Accessories:**  
Wave sensor  
Defogger


## Upgrades

**Lighting:**  
Wall wash (Float) : *IP67 LED, CRI 90+ with acrylic diffuser*

## Model Key

LUMIFORM MODEL-NUMBER	LF	MM	MM	48	B	2	NONE	3000	3	SY	DY	MY
Height (MM) - Bespoke / Specify MM												
Width (MM) - Bespoke / Specify MM												
Depth (MM) - 48MM												
Finish B - BLACK C - CHAMPAGNE												
Model: 1 - Front illumination Only 2 - Front illumination + Wall-Wash (Float)												
Design: NONE ORBIS ALAMKARA BANARAS COSMIC BESPOKE - CUSTOM GYRES SAMON VORTE												
Light Temp 2700K 3000K 4000K												
DIMMABLE 0 - Not Dimmable 1 - 0 - 100 2 - DALI 3 - DALI Bluetooth Controller												
SENSOR SY - YES, Please indicate in drawing SN - NO												
DEFOGGER DY - YES DN - NO												
SVAR MUSIC MY - YES MN - NO												

# FORMA



## Base-Model

**Dimensions:**  
Bespoke Height x Bespoke Width x 48mm

**Mirror:**  
6MM low-iron mirror with corrosion resistance  
Hydrophobic coatings for stain resistance

**Body:**  
Coated or Painted Steel frame  
Steel - Brush Finish


**Lighting:**  
Front illumination: *IP20 LED, CRI 90+*  
IP67 Driver with secure, color-code connectors

**Accessories:**  
Wave sensor  
Defogger

## Model Key

PRO MODEL-NUMBER	PRO	MM	MM	48	1	UNO-TOP	3000	3	SY	DY	MY
Height (MM) - Bespoke / Specify MM											
Width (MM) - Bespoke / Specify MM											
Depth (MM) - 48MM											
Model: 1 - Front illumination Only 2 - Front illumination + Wall-Wash (Float)											
Design: UNO - Top UNO - Bottom TVA - V TVA - H LUMA ORBIS ARTE ALAMKARA BANARAS COSMIC LEAF LINES ORION PRIMO SEA OF LIFE STORM TRIA BESPOKE - CUSTOM SUNRISE GYRES SAMON VORTE											
Light Temp 2700K 3000K 4000K											
DIMMABLE 0 - Not Dimmable 1 - 0 - 100 2 - DALI 3 - DALI Bluetooth Controller											
SENSOR SY - YES, Please indicate in drawing SN - NO											
DEFOGGER DY - YES DN - NO											
SVAR MUSIC MY - YES MN - NO											





CHIMANLAL CHHOTALAL & CO.  
SINCE 1933

**AGNIFORMA Pvt. Ltd.**  
Nirmeet Kacheria  
+91 9227403175  
sales@numaglobal.com  
numaglobal.com

numaglobal.com